

# ASSEMBLY OF 55 FRAME

## Frame assembly



Joint, long

**11055-3**

Article no. 600854



The long coupling joint is inserted from above and secured with the nylon cap underneath to hold the frames in place.

## Assembly of corners



Joint, short

**11055-2**

Article no. 600855



The short coupling joint is inserted from the side with the small pin first and turned clockwise until it locks.



Afterwards screw on the nylon cap to secure the frames in the corner.

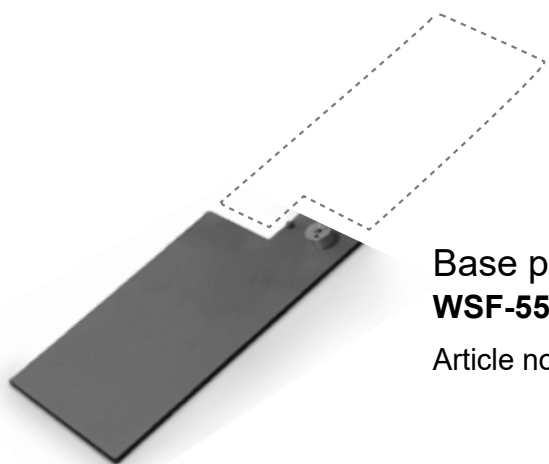
# ASSEMBLY OF 55 FRAME

## Mounting of Base plate

---

### Base plate

– incl. guide / excl. fixing screw




### Base plate

**WSF-55**

Article no. 802061



Fixing screw



## Guide and fixing screw for door or base plate



Guide  
**11055-5**

Article no. 501597




Fixing screw  
**11055-6**

Article no. 600891

# ASSEMBLY OF 55 FRAME

## Stacking of frames

---



A corner bracket is placed in each corner of the frame track, allowing another frame to be stacked on top.